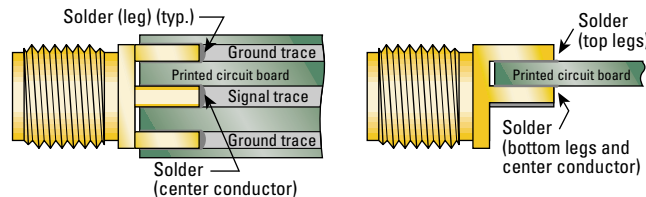


SMA Edge Mount P.C. Board Receptacles

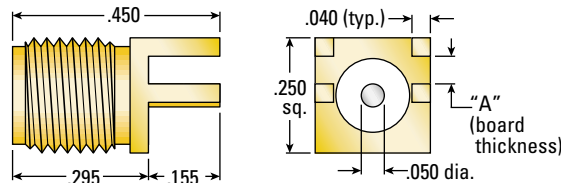
AEP SMA edge-mount P.C. board receptacles offer quick, convenient assembly with no board drilling required, and can replace more expensive right-angle types in many applications. Gold plating is standard, but other body finishes are available. Their compact size makes them ideal for applications requiring dense packaging.

SMA edge-mount types can be supplied quickly for any board thickness up to .062" maximum. Connectors for thicker boards can be supplied by special order.

How they work:



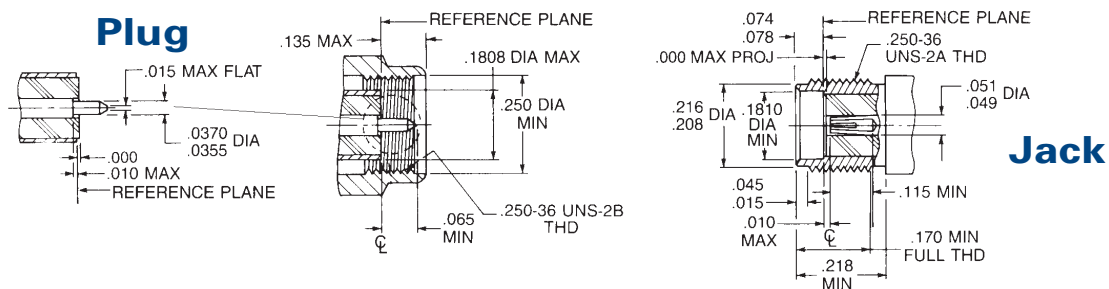
Ordering Information



"A"	AEP P/N
.032	9650-1113-014
.062	9650-1113-017

Also available in bulkhead jack and plug mating end configurations.

Interface Dimensions



Specifications (MIL-PRF-39012 as applicable)

Materials:

Body components: Stainless steel per ASTM-A-582, type 303.

Contacts: Beryllium copper per ASTM-B-196, Condition HT.

Insulators: Teflon TFE per ASTM-D-1710.

Gaskets: Silicone rubber per ZZ-R-765, Class 2B, grade 65-75.

Finish:

Center contacts: Gold plated per current revision of MIL-PRF-39012*

Other metal parts: Gold plated to meet current MIL-PRF-39012 corrosion requirements.*

Electrical:

Impedance: 50Ω.

Frequency range: DC-18 GHz.

Insulation Resistance: 5,000 megohms min.

Voltage Rating: 250VRMS @ sea level.

Dielectric Withstanding Voltage: Per MIL-STD-202, Method 301.

Contact Resistance: 3 milliohms maximum.

RF highpot: 335 VRMS @ 5 MHz.

RF leakage: -60 dB min @ 2-3 GHz.

Insertion loss: .44 dB max to 6 GHz.

Mechanical:

Force to engage/disengage: 2 pounds max.

Force to engage/disengage (female contacts):

(After 5 insertions of .375" diameter pin, .040" min depth): Insertion force for .037 min diameter pin, 2 pounds max. Withdrawal force for .0355" max diameter pin, 1 ounce min.

Contact retention: 6 pounds min axial force.

Durability: 500 mating cycles.

Environmental (MIL-STD-202):

Temperature range: -65° C to +165° C.

Corrosion: Method 101, condition B, 5% salt solution.

Vibration (Method 204): Condition B.

Mechanical shock (Method 213): Condition B.

Thermal shock (Method 107): Condition B.

*These specifications change periodically with updates to MIL-PRF-39012 requirements. Contact factory for latest specifications.



APPLIED ENGINEERING PRODUCTS

(203) 776-2813 • FAX (203) 776-8294

P.O. Box 510 • New Haven, CT 06513

www.aepconnectors.com • aepsales@aepconnectors.com